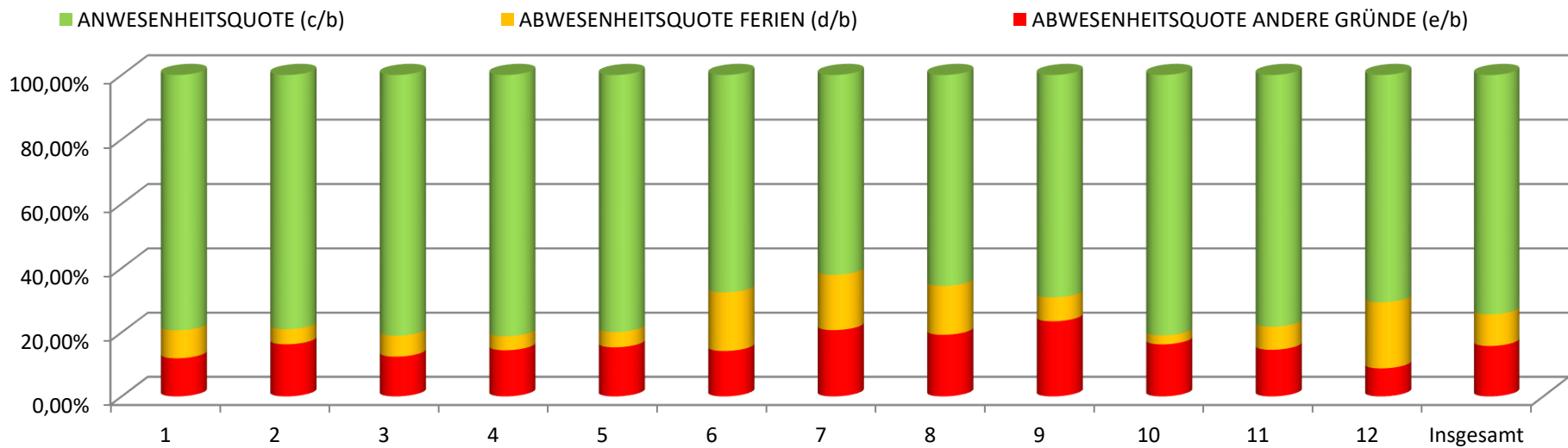




Anwesenheits- und Abwesenheitsquote des Kammerpersonals
(Regionalgesetz Nr. 4 vom 17.05.2011 - Art. 7-quinquies)

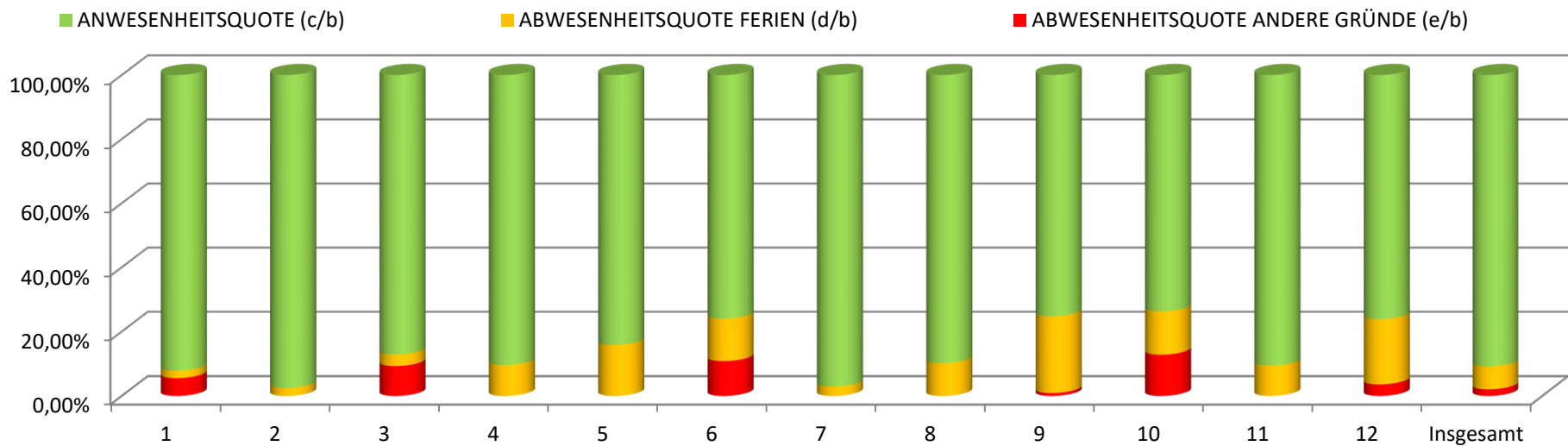
| Beschreibung | Monat | | | | | | | | | | | | Insgesamt | |
|--|---------------|---------------|---------------|---------------|---------------|---------------|---------------|---------------|---------------|---------------|---------------|---------------|---------------|--------|
| | 1 | 2 | 3 | 4 | 5 | 6 | 7 | 8 | 9 | 10 | 11 | 12 | | |
| a) Bedienstete | 13,00 | 13,00 | 13,00 | 13,00 | 14,00 | 14,00 | 14,00 | 14,00 | 14,00 | 14,00 | 14,00 | 14,00 | 14,00 | 164,00 |
| b) Arbeitstage | 252,00 | 252,00 | 290,00 | 238,00 | 287,00 | 268,00 | 281,00 | 295,00 | 295,00 | 275,00 | 277,00 | 263,00 | 3.273,00 | |
| c) Präsenztage | 200,00 | 199,08 | 235,07 | 193,25 | 229,33 | 181,03 | 174,45 | 193,23 | 203,83 | 222,61 | 216,70 | 185,68 | 2.434,26 | |
| d) Ferien | 22,00 | 11,92 | 18,93 | 10,42 | 13,67 | 48,97 | 48,38 | 45,05 | 22,00 | 7,71 | 19,96 | 54,32 | 323,33 | |
| e) Andere Abwesenheitsgründe | 30,00 | 41,00 | 36,00 | 34,33 | 44,00 | 38,00 | 58,17 | 56,72 | 69,17 | 44,68 | 40,34 | 23,00 | 515,41 | |
| ABWESENHEITSQUOTE ANDERE GRÜNDE (e/b) | 11,90% | 16,27% | 12,41% | 14,42% | 15,33% | 14,18% | 20,70% | 19,23% | 23,45% | 16,25% | 14,56% | 8,75% | 15,75% | |
| ABWESENHEITSQUOTE FERIEN (d/b) | 8,73% | 4,73% | 6,53% | 4,38% | 4,76% | 18,27% | 17,22% | 15,27% | 7,46% | 2,80% | 7,21% | 20,65% | 9,88% | |
| ANWESENHEITSQUOTE (c/b) | 79,37% | 79,00% | 81,06% | 81,20% | 79,91% | 67,55% | 62,08% | 65,50% | 69,09% | 80,95% | 78,23% | 70,60% | 74,36% | |





Anwesenheits- und Abwesenheitsquote des Kammerpersonals
(Regionalgesetz Nr. 4 vom 17.05.2011 - Art. 7-quinquies)

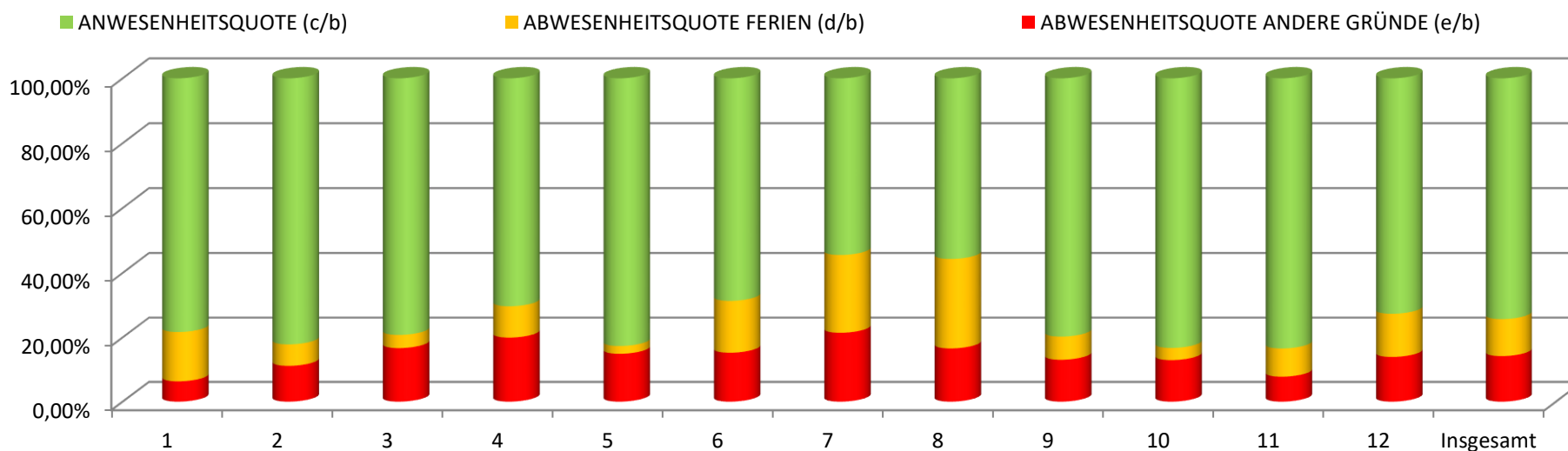
| Beschreibung | Monat | | | | | | | | | | | | Insgesamt |
|--|---------------|---------------|---------------|---------------|---------------|---------------|---------------|---------------|---------------|---------------|---------------|---------------|---------------|
| | 1 | 2 | 3 | 4 | 5 | 6 | 7 | 8 | 9 | 10 | 11 | 12 | |
| a) Bedienstete | 6,00 | 6,00 | 6,00 | 6,00 | 6,00 | 6,00 | 6,00 | 5,00 | 5,00 | 6,00 | 6,00 | 6,00 | 70,00 |
| b) Arbeitstage | 120,00 | 120,00 | 138,00 | 114,00 | 132,00 | 120,00 | 1.226,00 | 110,00 | 110,00 | 117,00 | 119,00 | 111,00 | 2.537,00 |
| c) Präsenztage | 110,50 | 117,00 | 120,17 | 103,00 | 111,08 | 91,17 | 1.190,50 | 98,75 | 82,75 | 86,25 | 107,75 | 84,50 | 2.303,42 |
| d) Ferien | 2,83 | 3,00 | 5,00 | 11,00 | 20,92 | 15,83 | 35,50 | 11,25 | 26,25 | 15,75 | 11,25 | 22,50 | 181,08 |
| e) Andere Abwesenheitsgründe | 6,67 | 0,00 | 12,83 | 0,00 | 0,00 | 13,00 | 0,00 | 0,00 | 1,00 | 15,00 | 0,00 | 4,00 | 52,50 |
| ABWESENHEITSQUOTE ANDERE GRÜNDE (e/b) | 5,56% | 0,00% | 9,30% | 0,00% | 0,00% | 10,83% | 0,00% | 0,00% | 0,91% | 12,82% | 0,00% | 3,60% | 2,07% |
| ABWESENHEITSQUOTE FERIEEN (d/b) | 2,36% | 2,50% | 3,62% | 9,65% | 15,85% | 13,19% | 2,90% | 10,23% | 23,86% | 13,46% | 9,45% | 20,27% | 7,14% |
| ANWESENHEITSQUOTE (c/b) | 92,08% | 97,50% | 87,08% | 90,35% | 84,15% | 75,98% | 97,10% | 89,77% | 75,23% | 73,72% | 90,55% | 76,13% | 90,79% |





Anwesenheits- und Abwesenheitsquote des Kammerpersonals
(Regionalgesetz Nr. 4 vom 17.05.2011 - Art. 7-quinquies)

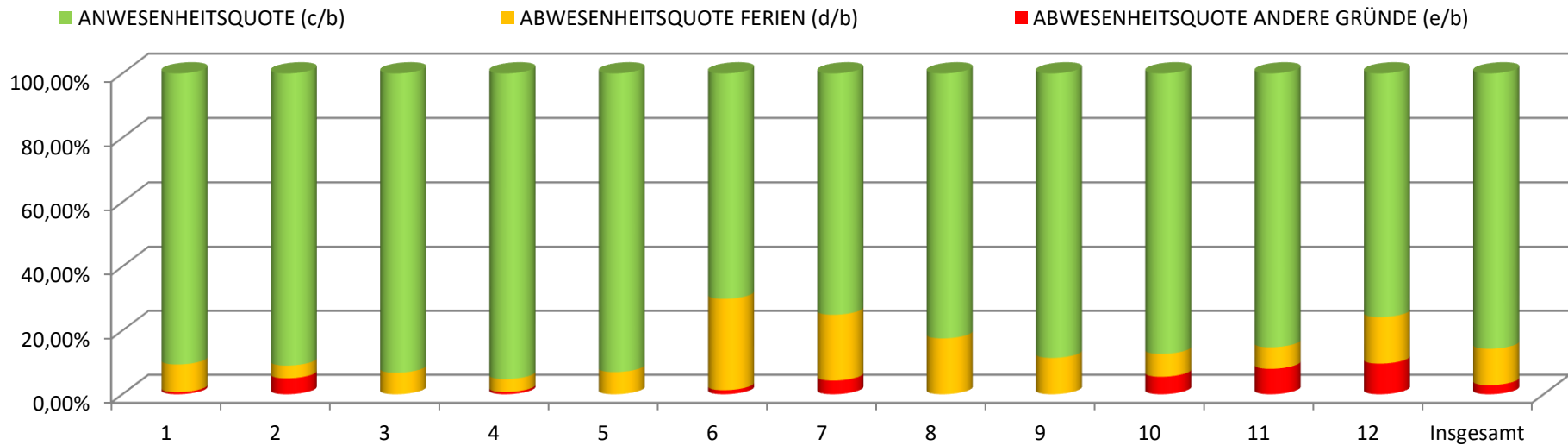
| Beschreibung | Monat | | | | | | | | | | | | Insgesamt | |
|--|---------------|---------------|---------------|---------------|---------------|---------------|---------------|---------------|---------------|---------------|---------------|---------------|---------------|---------------|
| | 1 | 2 | 3 | 4 | 5 | 6 | 7 | 8 | 9 | 10 | 11 | 12 | | |
| a) Bedienstete | 20,00 | 20,00 | 21,00 | 21,00 | 21,00 | 21,00 | 21,00 | 21,00 | 21,00 | 21,00 | 21,00 | 22,00 | 22,00 | 252,00 |
| b) Arbeitstage | 380,00 | 380,00 | 461,00 | 381,00 | 441,00 | 396,00 | 411,00 | 432,00 | 436,00 | 420,00 | 441,00 | 419,00 | 419,00 | 4.998,00 |
| c) Präsenztage | 297,67 | 312,27 | 365,29 | 267,92 | 364,65 | 271,78 | 223,93 | 240,61 | 347,75 | 349,80 | 368,02 | 304,46 | 304,46 | 3.714,15 |
| d) Ferien | 58,33 | 25,40 | 18,89 | 37,15 | 10,67 | 63,96 | 99,00 | 119,85 | 31,44 | 15,89 | 38,70 | 56,27 | 56,27 | 575,55 |
| e) Andere Abwesenheitsgründe | 24,00 | 42,33 | 76,82 | 75,93 | 65,68 | 60,26 | 88,07 | 71,54 | 56,81 | 54,31 | 34,28 | 58,27 | 58,27 | 708,30 |
| ABWESENHEITSQUOTE ANDERE GRÜNDE (e/b) | 6,32% | 11,14% | 16,66% | 19,93% | 14,89% | 15,22% | 21,43% | 16,56% | 13,03% | 12,93% | 7,77% | 13,91% | 13,91% | 14,17% |
| ABWESENHEITSQUOTE FERIEEN (d/b) | 15,35% | 6,68% | 4,10% | 9,75% | 2,42% | 16,15% | 24,09% | 27,74% | 7,21% | 3,78% | 8,78% | 13,43% | 13,43% | 11,52% |
| ANWESENHEITSQUOTE (c/b) | 78,33% | 82,18% | 79,24% | 70,32% | 82,69% | 68,63% | 54,48% | 55,70% | 79,76% | 83,29% | 83,45% | 72,66% | 72,66% | 74,31% |





Anwesenheits- und Abwesenheitsquote des Kammerpersonals
(Regionalgesetz Nr. 4 vom 17.05.2011 - Art. 7-quinquies)

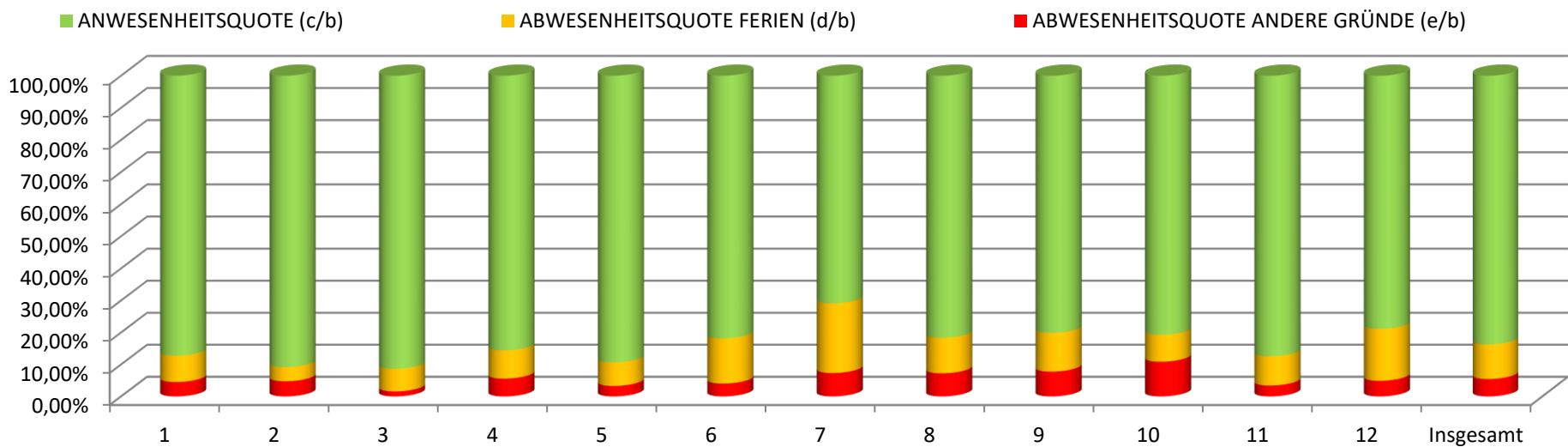
| Beschreibung | Monat | | | | | | | | | | | | Insgesamt | |
|--|---------------|---------------|---------------|---------------|---------------|---------------|---------------|---------------|---------------|---------------|---------------|---------------|---------------|-------|
| | 1 | 2 | 3 | 4 | 5 | 6 | 7 | 8 | 9 | 10 | 11 | 12 | | |
| a) Bedienstete | 8,00 | 8,00 | 8,00 | 8,00 | 8,00 | 8,00 | 8,00 | 8,00 | 8,00 | 8,00 | 8,00 | 8,00 | 8,00 | 96,00 |
| b) Arbeitstage | 156,00 | 156,00 | 180,00 | 147,00 | 172,00 | 156,00 | 163,00 | 171,00 | 171,00 | 164,00 | 163,00 | 155,00 | 1.954,00 | |
| c) Präsenztage | 141,43 | 141,96 | 167,82 | 140,00 | 160,00 | 109,32 | 122,36 | 141,04 | 151,50 | 143,25 | 138,96 | 117,49 | 1.675,13 | |
| d) Ferien | 13,57 | 6,25 | 12,18 | 6,00 | 12,00 | 44,68 | 33,64 | 29,96 | 19,50 | 11,75 | 11,04 | 22,62 | 223,19 | |
| e) Andere Abwesenheitsgründe | 1,00 | 7,79 | 0,00 | 1,00 | 0,00 | 2,00 | 7,00 | 0,00 | 0,00 | 9,00 | 13,00 | 14,89 | 55,68 | |
| ABWESENHEITSQUOTE ANDERE GRÜNDE (e/b) | 0,64% | 4,99% | 0,00% | 0,68% | 0,00% | 1,28% | 4,29% | 0,00% | 0,00% | 5,49% | 7,98% | 9,61% | 2,85% | |
| ABWESENHEITSQUOTE FERIEN (d/b) | 8,70% | 4,01% | 6,77% | 4,08% | 6,98% | 28,64% | 20,64% | 17,52% | 11,40% | 7,16% | 6,77% | 14,59% | 11,42% | |
| ANWESENHEITSQUOTE (c/b) | 90,66% | 91,00% | 93,23% | 95,24% | 93,02% | 70,08% | 75,07% | 82,48% | 88,60% | 87,35% | 85,25% | 75,80% | 85,73% | |





Anwesenheits- und Abwesenheitsquote des Kammerpersonals
(Regionalgesetz Nr. 4 vom 17.05.2011 - Art. 7-quinquies)

| Beschreibung | Monat | | | | | | | | | | | | Insgesamt |
|--|---------------|---------------|---------------|---------------|---------------|---------------|---------------|---------------|---------------|---------------|---------------|---------------|---------------|
| | 1 | 2 | 3 | 4 | 5 | 6 | 7 | 8 | 9 | 10 | 11 | 12 | |
| a) Bedienstete | 47,00 | 46,00 | 46,00 | 46,00 | 48,00 | 49,00 | 49,00 | 49,00 | 49,00 | 49,00 | 50,00 | 49,00 | 577,00 |
| b) Arbeitstage | 920,00 | 916,00 | 1.053,00 | 871,00 | 1.052,00 | 976,00 | 1.025,00 | 1.074,00 | 1.072,00 | 1.026,00 | 1.046,00 | 976,00 | 12.007,00 |
| c) Präsenztage | 802,73 | 831,81 | 961,75 | 745,50 | 939,75 | 798,83 | 726,53 | 876,92 | 858,75 | 827,98 | 914,60 | 769,78 | 10.054,93 |
| d) Ferien | 75,77 | 40,77 | 74,75 | 77,00 | 77,75 | 137,92 | 223,47 | 119,49 | 130,15 | 86,73 | 95,69 | 158,51 | 1.298,00 |
| e) Andere Abwesenheitsgründe | 41,50 | 43,42 | 16,50 | 48,50 | 34,50 | 39,25 | 75,00 | 77,59 | 83,10 | 111,29 | 35,71 | 47,71 | 654,07 |
| ABWESENHEITSQUOTE ANDERE GRÜNDE (e/b) | 4,51% | 4,74% | 1,57% | 5,57% | 3,28% | 4,02% | 7,32% | 7,22% | 7,75% | 10,85% | 3,41% | 4,89% | 5,45% |
| ABWESENHEITSQUOTE FERIE (d/b) | 8,24% | 4,45% | 7,10% | 8,84% | 7,39% | 14,13% | 21,80% | 11,13% | 12,14% | 8,45% | 9,15% | 16,24% | 10,81% |
| ANWESENHEITSQUOTE (c/b) | 87,25% | 90,81% | 91,33% | 85,59% | 89,33% | 81,85% | 70,88% | 81,65% | 80,11% | 80,70% | 87,44% | 78,87% | 83,74% |





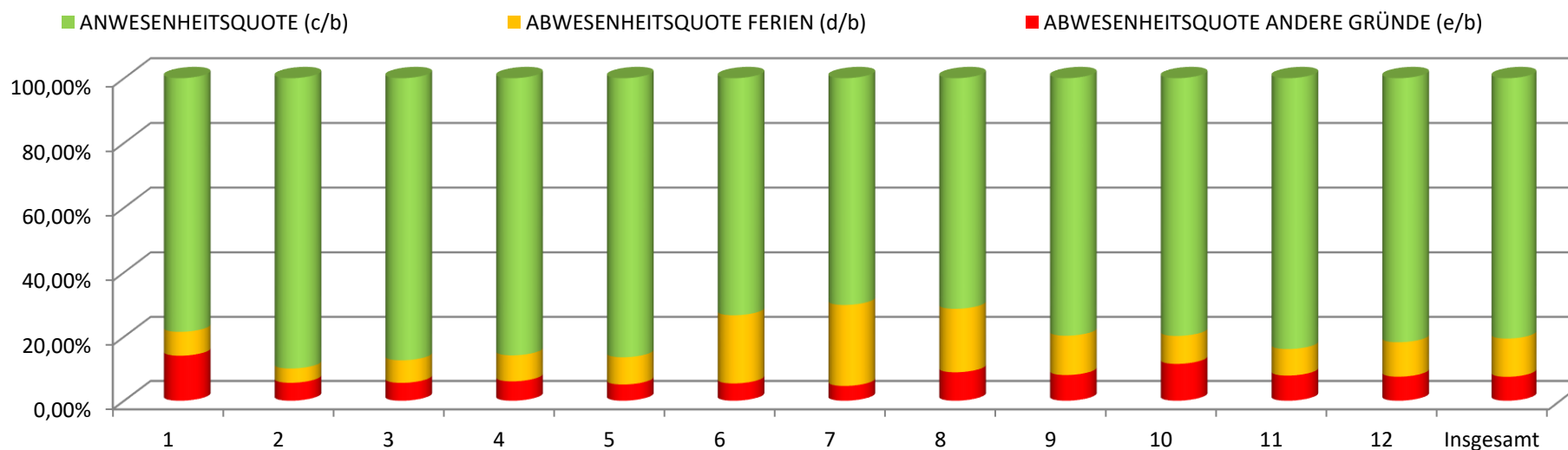
HANDELS-, INDUSTRIE-,
HANDWERKS- UND LAND-
WIRTSCHAFTSKAMMER BOZEN

CAMERA DI COMMERCIO,
INDUSTRIA, ARTIGIANATO
E AGRICOLTURA DI BOLZANO

Jahr 2022
Abteilung Meldeamt der Kammer

Anwesenheits- und Abwesenheitsquote des Kammerpersonals
(Regionalgesetz Nr. 4 vom 17.05.2011 - Art. 7-quinquies)

| Beschreibung | Monat | | | | | | | | | | | | Insgesamt |
|--|---------------|---------------|---------------|---------------|---------------|---------------|---------------|---------------|---------------|---------------|---------------|---------------|---------------|
| | 1 | 2 | 3 | 4 | 5 | 6 | 7 | 8 | 9 | 10 | 11 | 12 | |
| a) Bedienstete | 39,00 | 41,00 | 41,00 | 41,00 | 41,00 | 42,00 | 42,00 | 42,00 | 42,00 | 41,00 | 41,00 | 41,00 | 494,00 |
| b) Arbeitstage | 744,00 | 784,00 | 903,00 | 745,00 | 868,00 | 808,00 | 847,00 | 890,00 | 884,00 | 832,00 | 831,00 | 791,00 | 9.927,00 |
| c) Präsenztage | 584,11 | 705,24 | 789,11 | 639,53 | 750,29 | 592,60 | 593,92 | 634,84 | 704,72 | 663,81 | 697,09 | 646,68 | 8.001,94 |
| d) Ferien | 55,40 | 34,86 | 63,56 | 60,47 | 73,82 | 171,77 | 214,08 | 176,16 | 108,40 | 72,52 | 68,66 | 85,01 | 1.184,71 |
| e) Andere Abwesenheitsgründe | 104,49 | 43,90 | 50,33 | 45,00 | 43,89 | 43,63 | 39,00 | 79,00 | 70,88 | 95,67 | 65,25 | 59,31 | 740,35 |
| ABWESENHEITSQUOTE ANDERE GRÜNDE (e/b) | 14,04% | 5,60% | 5,57% | 6,04% | 5,06% | 5,40% | 4,60% | 8,88% | 8,02% | 11,50% | 7,85% | 7,50% | 7,46% |
| ABWESENHEITSQUOTE FERIEEN (d/b) | 7,45% | 4,45% | 7,04% | 8,12% | 8,50% | 21,26% | 25,28% | 19,79% | 12,26% | 8,72% | 8,26% | 10,75% | 11,93% |
| ANWESENHEITSQUOTE (c/b) | 78,51% | 89,95% | 87,39% | 85,84% | 86,44% | 73,34% | 70,12% | 71,33% | 79,72% | 79,78% | 83,89% | 81,75% | 80,61% |





Anwesenheits- und Abwesenheitsquote des Kammerpersonals
(Regionalgesetz Nr. 4 vom 17.05.2011 - Art. 7-quinquies)

| Beschreibung | Monat | | | | | | | | | | | | Insgesamt |
|--|---------------|---------------|---------------|---------------|---------------|---------------|---------------|---------------|---------------|---------------|---------------|---------------|---------------|
| | 1 | 2 | 3 | 4 | 5 | 6 | 7 | 8 | 9 | 10 | 11 | 12 | |
| a) Bedienstete | 133,00 | 134,00 | 135,00 | 135,00 | 138,00 | 140,00 | 140,00 | 139,00 | 139,00 | 139,00 | 141,00 | 140,00 | 1.653,00 |
| b) Arbeitstage | 2.572,00 | 2.608,00 | 3.025,00 | 2.496,00 | 2.952,00 | 2.724,00 | 3.953,00 | 2.972,00 | 2.968,00 | 2.834,00 | 2.877,00 | 2.715,00 | 34.696,00 |
| c) Präsenztage | 2.136,44 | 2.307,36 | 2.639,21 | 2.089,20 | 2.555,10 | 2.044,73 | 3.031,69 | 2.185,39 | 2.349,30 | 2.293,70 | 2.443,12 | 2.108,59 | 28.183,83 |
| d) Ferien | 227,90 | 122,20 | 193,31 | 202,04 | 208,83 | 483,13 | 654,07 | 501,76 | 337,74 | 210,35 | 245,30 | 399,23 | 3.785,86 |
| e) Andere Abwesenheitsgründe | 207,66 | 178,44 | 192,48 | 204,76 | 188,07 | 196,14 | 267,24 | 284,85 | 280,96 | 329,95 | 188,58 | 207,18 | 2.726,31 |
| ABWESENHEITSQUOTE ANDERE GRÜNDE (e/b) | 8,08% | 6,84% | 6,36% | 8,20% | 6,37% | 7,20% | 6,76% | 9,58% | 9,47% | 11,64% | 6,55% | 7,63% | 7,86% |
| ABWESENHEITSQUOTE FERIE (d/b) | 8,86% | 4,69% | 6,39% | 8,10% | 7,07% | 17,74% | 16,55% | 16,88% | 11,38% | 7,42% | 8,53% | 14,70% | 10,91% |
| ANWESENHEITSQUOTE (c/b) | 83,07% | 88,47% | 87,25% | 83,70% | 86,56% | 75,06% | 76,69% | 73,54% | 79,15% | 80,94% | 84,92% | 77,67% | 81,23% |

